

# TWINGO



([www.renault.tv](http://www.renault.tv))

CHARTERHOUSE. JANUARY 2010. PART NUMBER 7701 380 720  
Renault U.K. Limited Customer Services, The Rivers Office Park, Denham Way, Maple Cross, Rickmansworth, Hertfordshire WD3 9YS. Tel: 0800 52 51 50.

# TWINGO





# TWINGO

COOL, COMPACT AND SUPER-CONNECTED.

Twingo is a super-stylish addition to your life. Available in a range of trims, it boasts cool design details as standard, like sports body styling, front fog lamps and 15" alloy wheels. Optional personalised decals add a unique touch to your driving experience.

Twingo's compact size belies a practical and roomy interior, with sliding and folding rear seats for added adaptability. Clever storage options, like a glovebox with integrated sunglasses holder, help Twingo fit perfectly into your lifestyle. Plus, a multi-functional TunePoint and hands free Bluetooth telephone kit help you stay fully connected when you're out and about.

The choice of economical yet feisty petrol engines teamed with responsive handling give you all the freedom you need. Coupled with an impressive range of safety features including ABS and 3-point seatbelts with pretensioners, Twingo is both a safe and smart option. And all this for a price tag that won't break the bank.

**Twingo...it lets you be yourself.**





## COLOURS



Glacier White  
369 (NM)

Capsicum Red  
727 (NM)

Blaze  
ENC (MI)

Extreme Blue  
RNA (MI)

Mercury  
D69 (MI)

Pacific Blue  
460 (NM)

Pearl Black  
676 (MP)

Tempest  
J47 (MI)

It should be noted that printing limitations do not permit these subtle paintwork shades to be shown with absolute accuracy. Only personal inspection of the Master at your Renault Dealer will reveal it in its true colours. From time to time changes are made to the colour range. Please check availability with your Renault Dealer.

## EQUIPMENT

### COMFORT, DRIVING AND VERSATILITY

- Dashboard tray on driver's side
- Headrests - fixed front
- Rear parcel shelf
- Steering wheel - height adjustable
- Steering wheel - power assisted variable
- Windows - tinted

### SAFETY AND SECURITY

- ABS with EBD (Electronic Brake Distribution)
- Airbag - front passenger airbag deactivation
- Airbags - driver and front passenger
- Brake assist
- Insurance approved engine immobiliser
- Remote central locking with deadlocking and anti-drill door locks

CORE FEATURES

### FREEWAY

#### Additional Standard Equipment To Core Features Above

- 2 x 15W RDS radio CD player with AUX input and fingertip remote control
- Door mirrors - interior adjustable, black
- Windows - electric front

FREEWAY

### EXTREME

#### Additional Standard Equipment To Freeway (Includes Core Features Above)

- 14" 'Fidji' wheel trims
- Airbags - lateral
- Front fog lights

- Headrests - front height adjustable
- Headrests - rear height adjustable
- Rev counter
- Sports body styling

EXTREME

### DYNAMIQUE

#### Additional Standard Equipment To Extreme (Includes Core Features Above)

- Alloys - 15" 'Alizar'
- Manual air conditioning
- Seats - rear independent sliding and folding

DYNAMIQUE

### GT

#### Additional Standard Equipment To Dynamique (Includes Core Features Above)

- Alloys - 15" 'Noxiane'
- Automatic Pack:
  - Headrests - front fully adjustable
  - Seats - driver's height adjustable

- Sport Look Pack:
  - Windows - extra tinted rear and tailgate with windows
- Steering wheel - leather and leather gearknob

GT

# OPTIONS




	FREEWAY	EXTREME	DYNAMIQUE	GT
<b>LOOK</b>				
Alloys - 14"	-	○	-	-
Chequered flag door graphics	○	○	○	○
Extra tinted windows - rear and tailgate	-	○	○	●
Freestyle Tattoo graphics	○	○	○	○
Freestyle Poppies graphics	○	○	○	○
Ixtar G-3 Glasscoat Bronze	○	○	○	○
Ixtar G-3 Glasscoat Silver	○	○	○	○
Ixtar G-3 Glasscoat Gold	○	○	○	○
Ixtar G-3 Glasscoat Diamond	○	○	○	○
Metallic paint	○	○	○	○
Poppies door graphics	○	○	○	○
Poppies door handle graphics	○	○	○	○
Racing stripes - white or black *	○	○	○	○
Sports body styling kit (front bumper extension and side skirts)	-	-	○	○
Spiral door handle graphics - white or black	○	○	○	○
Tribe door handle graphics	○	○	○	○
<b>COMFORT</b>				
Automatic climate control	-	○	-	-
Automatic climate control (ilo manual air conditioning)	-	-	○	○
Manual air conditioning	-	○	●	●
Sunroof - electric panoramic with sunblind	-	-	○	○
<b>SAFETY AND SECURITY</b>				
ESP (Electronic Stability Programme) with traction and understeer control	-	○	○	○
Parking sensors - rear **	-	-	○	○
Thatcham category 1 alarm	-	○	○	○
<b>TECHNOLOGY</b>				
Parrot CK3100 Bluetooth hands free system - black and white display	-	○	○	○
Parrot CK3200 Bluetooth hands free system - colour contact image display	-	○	○	○
<b>OPTIONS PACKS</b>				
<b>Automatic Pack</b>				
Automatic headlights and windscreen wipers	-	○	○	●
Headlights - 'See Me Home'	-	○	○	○
Electric door mirrors	-	○	○	○
<b>Bluetooth Sound Pack</b>				
4 x 20W RDS radio with single CD MP3 player	-	○	○	○
Separate display integrated into dashboard	-	○	○	○
<b>Calm Pack</b>				
Height adjustable driver's seat	-	○	○	-
Leather steering wheel and gear gaiter	-	○	○	-
Curtain airbags	-	○	○	-
<b>Cool Pack</b>				
Manual air conditioning	-	○	-	-
Sunroof – electric panoramic with sunblind and auto-closure function	-	○	-	-
<b>Cool Pack Plus</b>				
Automatic climate control (ilo manual air conditioning)	-	-	○	○
Sunroof – electric panoramic with sunblind and auto-closure function	-	-	○	○
<b>Sound Pack</b>				
4 x 20W RDS radio with single CD MP3 player	-	○	○	○
Separate display integrated into dashboard	-	○	○	○
<b>Sport Look Pack</b>				
Extra tinted glass in rear windows and tailgate	-	○	○	●
Silver rear spoile	-	○	○	○

\* Not compatible with electric panoramic sunroof \*\* Not compatible with Sport body styling kit

● = Standard (therefore no cost) ○ = Optional - = Not available

8 > 9

# TECHNICAL SPECIFICATIONS

		 1.2 60	 1.2 16V 75	 1.2 TCE 100
<b>VERSION</b>				
<b>ENGINE</b>				
Induction capacity	(cc)	1149	1149	1149
Bore x stroke	(mm)	69 x 76.8	69 x 76.8	69 x 76.8
Maximum power	(kW ISO)	43	56	74
	(hp DIN)	60	75	100
	(rpm)	5250	5500	5500
Maximum torque	(Nm ISO)	93	107	145
	(rpm)	2500	4250	3000
No. of cylinders / valves		4 / 8	4 / 16	4 / 16
Compression ratio		9.65 : 1	9.8 : 1	9.5 : 1
Fuel injection system		Multipoint	Multipoint	Multipoint
Fuel type		Petrol	Petrol	Petrol
Catalytic converte		Standard	Standard	Standard
<b>WEIGHTS</b>				
Kerb weight (excluding driver)	lbs (kgs)	2039 (925)	2095 (950)	2160 (980)
Gross vehicle weight	lbs (kgs)	2965 (1345)	3020 (1370)	3109 (1410)
Gross train weight	lbs (kgs)	3737 (1695)	3793 (1720)	3880 (1760)
<b>GEARBOX</b>				
Number of forward gears		5	5	5
Gearbox type		JB1 520	JB1 521	JH3 169
Vehicle speeds (mph) per 1,000rpm in	1st	4.74	4.28	4.23
	2nd	7.63	7.73	7.69
	3rd	12.07	10.91	11.3
	4th	15.50	14.91	15.3
	5th	19.40	19.52	19.82
<b>BRAKING SYSTEM</b>				
ABS with Brake Assist		Standard	Standard	Standard
Brake servo diameter Ø	(")	9	9	9
F : ventilated discs Ø (mm), thickness	(mm)	259 x 20.6	259 x 20.6	259 x 20.6
R : drums Ø (mm), thickness	(mm)	203 x 38	203 x 38	203 x 38
<b>SUSPENSION</b>				
Front		MacPherson strut with anti roll bar		
Rear		Torsion bar		
Ø anti roll bar F / R	(mm)	F : 25 / R : Integrated	F : 26 / R : Integrated	F : 26 / R : Integrated
<b>STEERING</b>				
Electrically assisted, variable assistance		Standard	Standard	Standard
Ø turning circle between kerbs / walls	(m)	9.85 / 10.25	10.55 / 10.95	10.55 / 10.95
Turns	(lock to lock)	1.76	1.64	1.42
<b>WHEELS</b>				
Tyre size		165 x 65 R14	185 x 55 R15	185 x 55 R15
<b>CAPACITIES</b>				
Fuel tank capacity	(l)	40	40	40
<b>PERFORMANCE</b>				
Maximum speed	mph (km/h)	96 (154)	106 (170)	117 (189)
0 - 100 km/h / 0 - 62 mph	(seconds)	15.0	12.0	9.8
<b>FUEL CONSUMPTION - 99/100/EEC</b>				
CO <sub>2</sub> emissions	(g/km)	132	135	140
Urban cold cycle	(mpg)	39.2	37.6	36.2
	(l/100 km)	7.2	7.5	7.8
Extra urban	(mpg)	61.4	60.1	57.6
	(l/100 km)	4.6	4.7	4.9
Combined cycle	(mpg)	50.4	49.5	47.8
	(l/100 km)	5.6	5.7	5.9